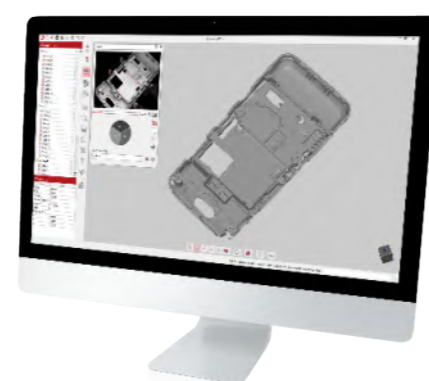


## Intuitive and Easy-to-Use Scan Software

ezScan provides a step-by-step process of 'Scan', 'Align' and 'Merge' for 3D scanning. Its key features are represented by intuitive icons. Additionally, ezScan 2017 has enhanced its data editing and processing capabilities by adding various options so that even beginners to 3D scanning can use it easily.

### Automatic Scanning Process

With the D-Series, you can automatically set the brightness with one click of the mouse without needing to set the brightness of the scan object beforehand. The 'Batch Process' function also allows users to perform all functions from scanning to data extraction at one go, providing an easy and convenient scanning experience.




### Ease of Scanning Path Generation

Depending on the complexity of the scan object, it may require a different scanning path. The flexibility of the scanning path generation makes it easy for users to create their own scanning paths, allowing repeated data collection on various object sizes and shapes.

### Enhanced Scan Data Processing

It is difficult to obtain scan data from objects with deep and narrow crevices. Using the Data Merge function allows you to recover file details from noisy or sparse scan data and intelligently detects, and automatically fills in holes in the scan data.



It is difficult to obtain scan data from deep and narrow parts of an object.

Recovers fine details from noisy or sparse scan data and intelligently detects, and automatically fills the holes.

### API for Customized Integration

Users can use the API provided by Solutionix to control the C500 and process its scan data. Alternatively, users have the flexibility to create their own scan application programs using various software and plug-in processes. The scanner head can also be used separately for various application fields and can be attached to the robot arm or other instrumental devices.

Simple, Smart yet Powerful

## Solutionix D-Series

### Making 3D scanning an enjoyable experience


The Solutionix D-Series provides high quality 3D scan data with the innovative Blue LED technology. With the newly upgraded scan engine and optimized scanning algorithms for the Solutionix D-Series, users will notice huge improvements to the scanners' performance. With the use of dual cameras of 2.0MP (Solutionix D500) and 6.4MP (Solutionix D700) resolution, and a 2-axis arm, users can perform multi-angle scanning which reduces the noise of scan data and minimizes blind spots.

#### For Small and Intricate Objects


- Advanced Blue Light Scanning Technology
- An Intuitive Active Sync Function
- Fast and Easy to use Scanning Process-Scanner Specifications



Solutionix D500



Solutionix D700



#### 3D Scanner & PC specifications

PC	Installation requirements	
	Minimum	Recommended
CPU	Intel i5	Above Intel i7
RAM	16GB	Above 32GB
Graphic Card	Geforce GTX 660	Above Geforce GTX 1060
O/S	Windows 7, 8, 10 / 64 bit	

3D Scanner	Solutionix D500	Solutionix D700
Camera resolution	2 x 2.0 MP	2 x 6.4 MP
Point spacing	0.056 mm	0.029 mm
3D Scanning area(FOV)	120 mm	100 mm
3D Scanning principle	Phase shifting optional triangulation	Phase shifting optional triangulation
Dimension	290 x 290 x 340 mm (scanner only)	290 x 290 x 340 mm (scanner only)
Weight	12 kg (scanner only)	12 kg (scanner only)
Light source	Blue LED	Blue LED
Interface	USD 3.0 B Type	USD 3.0 B Type
Power	AC 100 ~ 240V, 47 ~ 63 Hz	AC 100 ~ 240V, 47 ~ 63 Hz

www.solutionix.com

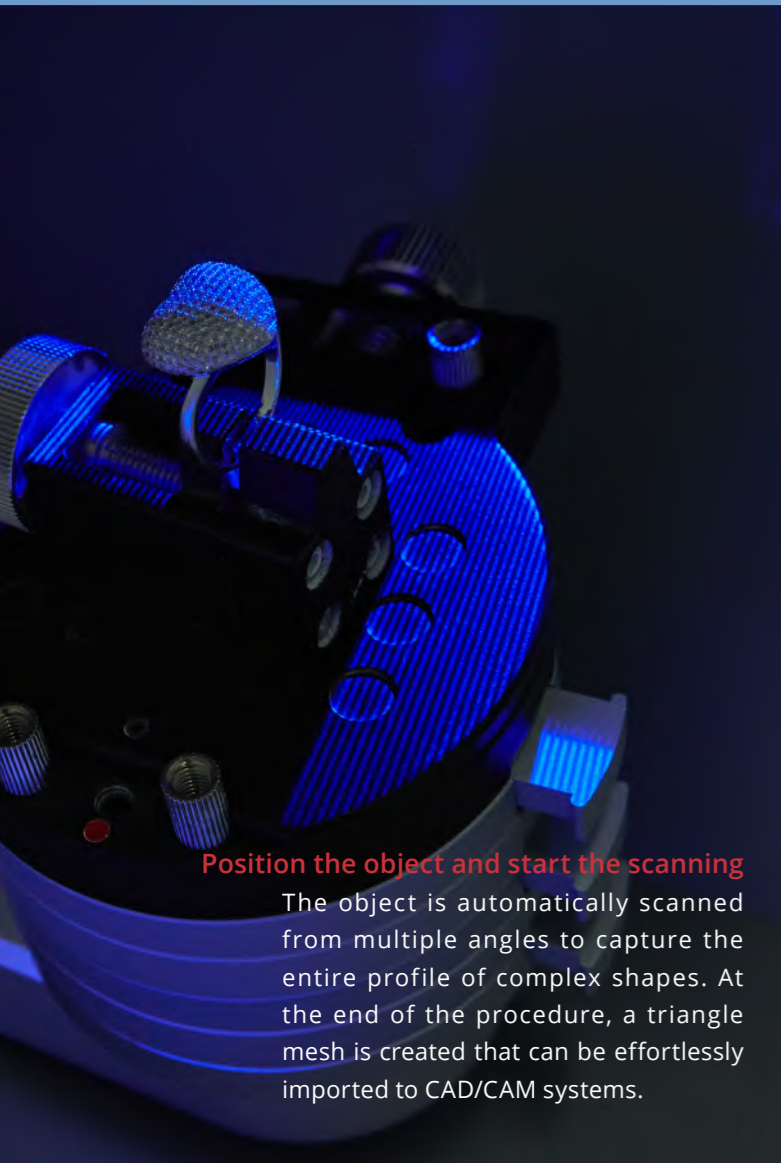


## Precise, Flexible, Convenient Solutionix D-series

The Solutionix D-Series is a professional 3d scanner system specifically designed to scan small objects with complex shapes that require fine details to be scanned with utmost precision.

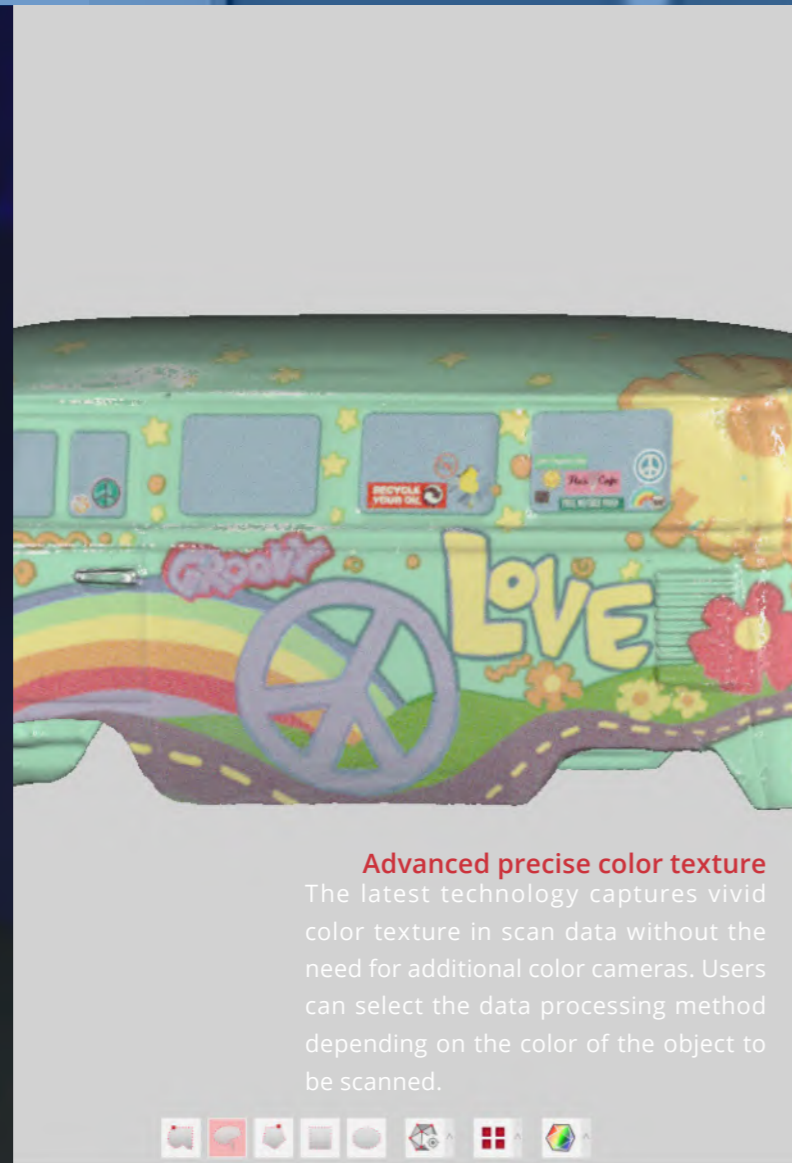
### High Speed, High Quality Scanning for Small Objects

The Solutionix D-series is a range of fully automated tools specifically designed to scan small models. The technical specifications of the D-series are calibrated to meet the high level of detail required by both industrial and non-industrial users in various applications ranging from jewelry to cultural artifacts.



### Position the object and start the scanning

The object is automatically scanned from multiple angles to capture the entire profile of complex shapes. At the end of the procedure, a triangle mesh is created that can be effortlessly imported to CAD/CAM systems.



### Advanced precise color texture

The latest technology captures vivid color texture in scan data without the need for additional color cameras. Users can select the data processing method depending on the color of the object to be scanned.



## HIGH QUALITY AND EASY-TO-USE 3D SCANNERS

Solutionix industrial 3D scanners provide highly accurate and precisely detailed 3D measurement data using Blue LED scan technology and high-resolution twin-cameras, enabling users to enjoy a quick and easy metrology experience.

### Quality and Rapid 3D Scanning for Small Objects

The Solutionix D-Series was created to scan small models in a completely automated way. The technical specifications of the D500 & D700 scanner are calculated to meet the high level of detail required by both industrial and non-industrial applications such as jewelry, cultural artifacts and design.



### Automatic scanning & Active sync. (Remove full-stop)

3D scanning does not always need much effort. With a single mouse click, users can get their whole object scanning done very easily and quickly. Another mouse click actively synchronizes the model and camera views, enabling users to navigate to any scanning position and to add more scans where required.



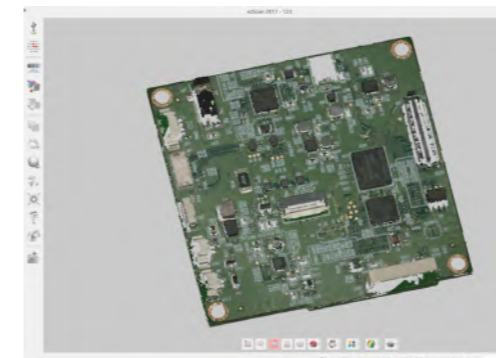
### Automatic Calibration

Once the calibration panel is installed, clicking the calibration wizard will guide you through an automated calibration process. The previous manual calibration process may have been difficult for users to follow. With automatic calibration, you will experience a genuinely user-friendly and convenient system for ease of mind.



### Color Texture Mapping Option


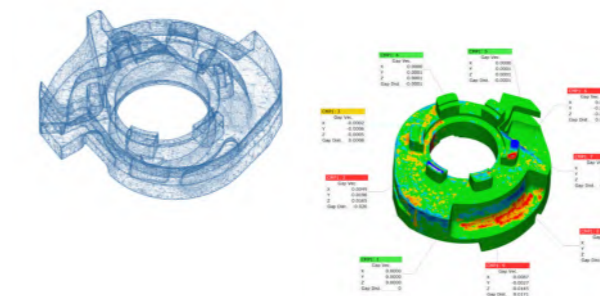
The Solutionix D-Series is mainly used in "Quality Inspection" or "Reverse Engineering" because of the ability of the scanners to acquire high-precision scan data easily and quickly. Now, both the Solutionix D500 & D700 have an added new function to acquire high-resolution color information which can be utilized in 3D printing.



**SCAN IT 3D**  
Tel. +49 1512 69 81 044  
Mail: [tm@scanit3d.ch](mailto:tm@scanit3d.ch)  
[www.scanit3d.ch](http://www.scanit3d.ch)

## Optimum solution for various applications

The solutionix D-series is optimized for scanning small, complex geometries. With more powerful scan engines and optimized algorithms, scan speed is dramatically improved, allowing users to experience differentiated work efficiency.




### Quality Inspection

Compare measurements to the nominal CAD coded deviation maps of the errors in 3D.

#### > Application

- 3D correction & improvement
- Turbine blade inspection
- Geometric dimensioning and tolerancing (GD&T)




### Analysis

Identify and find solutions to any potential issue by modeling the system or product in a virtual environment.

#### > Application

- Digital simulation
- Computational fluid dynamic (CFD)
- Finite element analysis (FEA)



### Reverse Engineering

Reverse engineer free-form surfaces and geometric point cloud data back to a variety of native CAD

#### > Application

- 2D Drawing / 3D Modeling
- Styling & design modifications / system engineering
- Tooling design / manufacturing

### Scan to 3D Printing

Produce detailed pieces in various materials with our integrated system.

#### > Application

- Rapid prototyping
- Direct manufacturing
- Healthcare / entertainment