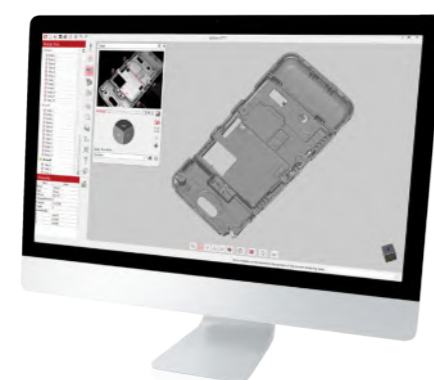


Intuitive and easy-to-use scan software

ezScan 2017 provides a step-by-step process of 'Scan', 'Align' and 'Merge' for the 3D scanning and key features are represented by intuitive icons. In addition, ezScan 2017 enhanced the data editing and processing capabilities by adding various options so any beginner new to 3D scanners can use it easily.

Automatic scanning process


With the C500, it is possible to automatically set the brightness with a 'one-time' click of the mouse button without setting the brightness of the scan object before hand. The 'Batch Process' function allows users to perform all the functions from scan to data extraction at once, providing an easy and convenient scanning experience for all users.



Ease of scanning path generation

Depending on the complexity of the scan object, it may require a different scanning path. Flexibility of the scanning path generation makes it easy for users to make their own scanning paths, allowing repeated data collection on various object sizes and shapes.

Enhanced scan data processing



The deep and narrow part of an object is difficult to obtain scan data.

Recovers fine details from noisy or sparse scan data and intelligently detects, and automatically fills the holes.

API for customized integration


Users can use the API provided by Solutionix to control the C500 and process its scan data. In addition, it enables users to create their own scan application programs using various software and plug-in processes. The scanner head can also be used separately for various application fields and can be attached to robot arms or other instrumental devices.

Simple, Smart yet Powerful

Solutionix C500

THE BEST 3D SCANNER FOR MAKING FAST, ACCURATE 3D DATA!


- Optimized for acquiring high-quality 3D scan data
- The most user-friendly scanner
- Synchronized 3-axis turn table
- Fully automated single-click calibration
- Color texture mapping function
- New API for customized integration
- Compact size: Fits into desk space



3D Scanner & PC specifications

3D Scanner	Solutionix C500	PC	Installation requirements	
			Minimum	Recommended
Camera resolution	2 x 5.0 MP	CPU	Intel i5	Above Intel i7
Point spacing	0.028 - 0.157 mm	RAM	16GB	Above 32GB
3D Scanning area(FOV)	90 / 175 / 350 / 500 mm	Graphic Card	Geforce GTX 660	Above Geforce GTX 1060
3D Scanning principle	Phase-shifting optical triangulation	O/S	Windows 7,8,10 / 64bit	
Dimension	315 x 270 x 80 mm (Scanner only)			
Weight	2.3 Kg (Scanner only)			
Light source	Blue LED			
Interface	USB 3.0 B Type			
Power	AC 100-240V, 47-63 Hz			

www.solutionix.com



SOLUTIONIX
PART OF MEDIT METROLOGY GROUP

The most user-friendly 3D scanner

The Solutionix C500 is optimized for scanning small to medium sized objects. Possessing dual 5.0MP cameras, the C500 provides excellent data quality in high resolution. In addition, the product's high level of user-friendliness makes the scanner even more attractive to customers.

Automatic calibration

Once the calibration panel is installed, clicking the calibration wizard will guide you through an automated calibration process. The whole calibration process may have been essential, but was difficult for users to follow. Now you will experience a genuinely user-friendly system and a fully automated procedure leading to extreme convenience.

Automatic scanning & Active sync.

3D scanning does not always take much work. With a single mouse click, users can get their whole object scanning done very easily and quickly. Another click to actively synchronize the model and camera views, enabling users to recognize any scanning position and to add more scans where it may be needed.

Detachable scanner head

What if you need to scan objects that exceed the size or weight limit the TA300+ can handle? Don't worry, the scanner sensor can be easily detached from the C500 stand and then installed on a tripod or a different stand for manual scanning.

Optimized 3 axis automatic turntable

The C500 is capable of performing scanning tasks easily and rapidly. Solutionix's 3-axis turntable (TA300+) can effectively capture areas beyond the pre-existing limits. The TA300+ is optimized for automatic scanning of small and medium sized objects and can hold objects up to 10kg. Thanks to the TA300+, it is possible to work in cramped conditions without much difficulty.

- 1 Rotation Axis : Provides $\pm 180^\circ$ movement
- 2 Rotation (Base) Axis : Provides $\pm 175^\circ$ movement
- 3 Swing Axis : Provides $\pm 40^\circ$ movement



WE PROVIDE HIGH QUALITY AND EASY-TO-USE 3D SCANNERS FOR THE INDUSTRY

Solutionix industrial 3D scanners provide highly accurate and detailed 3D measurement data using Blue LED scanning technology and high-resolution twin-cameras, enabling users to have a fast and easy metrology experience.

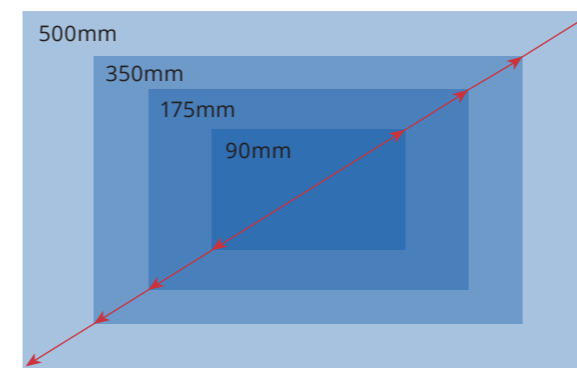
No targets or manual alignment needed

Targets are no longer needed for your scanning job with the Solutionix C500. Using the pre-calculated information of the axis calibration, accurate alignment is carried out without the need for targets or manual registration.

Flexible scanning volume

The Solutionix C500 can be used in various industries, with a total of 4 different types of scan areas from 90mm to 500mm for maximum efficiency in each industrial sector. For user convenience, the C500 is designed to allow you to easily change the measurement area by simply replacing the projector and camera lens.

Scanning Area	Scanning Volume	Point Spacing
FOV90	68 x 56 x 30	0.028
FOV175	136 x 111 x 60	0.056
FOV350	264 x 218 x 120	0.110
FOV500	385 x 312 x 210	0.157



Maximized convenience

In order to maximize convenience, the C500 was designed as a portable desktop scanner and can be easily built and placed on office desks. The scanner will allow users to perform scanning tasks without having to move away from the desk area.

Color texture mapping is available

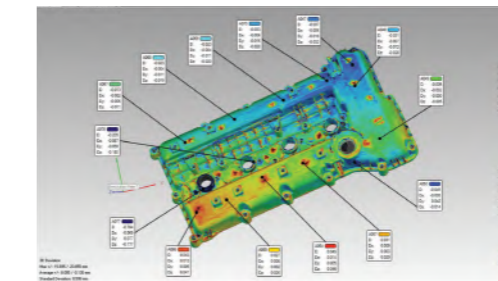
The Solutionix C500 is mainly used in "Quality Inspection" or "Reverse Engineering" because of the ability to acquire high precision scan data easily and quickly. The Solutionix C500 has added a new function to acquire high-resolution color information to utilize it in 3D printing, CG, and web-based real 3D data field.

SCAN IT 3D
Tel: +49 1512 69 81 044
Mail: tm@scanit3d.ch
www.scanit3d.ch



Optimum solution for various applications

The Solutionix C500 acquires the high-quality scan data quickly and easily and C500 is used as the solution for versatile applications in various industries



Quality Inspection

Compare measurements to the nominal CAD model and create color coded deviation maps of the errors in 3D.

> Application

- 3D correction & improvement
- Turbine blade inspection
- Geometric dimensioning and tolerancing (GD&T)

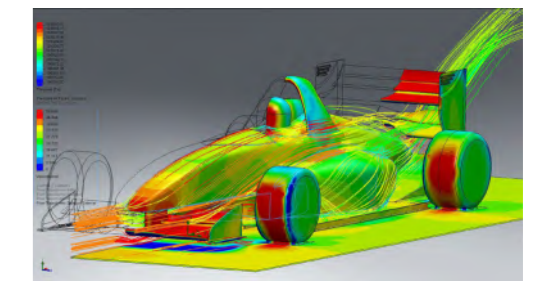


Reverse Engineering

Reverse engineer free-form surfaces and geometric objects from the point cloud data back to a variety of native CAD formats.

> Application

- 2D Drawing / 3D Modeling
- Styling & design modifications / system engineering
- Tooling design / manufacturing




Analysis

Identify and find solutions to any potential structural & functional defect by modeling the system or product in a virtual environment.

> Application

- Digital simulation
- Computational fluid dynamic (CFD)
- Finite element analysis (FEA)



Scan to 3D Printing

Produce detailed pieces in various materials with seamless data integration.

> Application

- Rapid prototyping
- Direct manufacturing
- Healthcare / entertainment